

WELCOME!

Pitkin County Behavioral Health Strategic Planning

*Partner Meeting
May 14, 2025*



Today's Agenda

- Focus Topics:
 - Community Navigation
 - Data & Accountability
- State Updates
- Next Steps & How to Stay Involved

Community Navigation: Leveraging Strengths, Adding Structure

Leveraging existing, trusted navigators + centralized structure and coordination

Navigators

Person-centered, culturally responsive, embedded in key settings

Communication

Regular navigator network meetings, knowledge sharing, real time update channels

CENTRALIZED COORDINATION & INTAKE/TRIAGE

Data Tracking

Identify service gaps, emerging needs, and system bottlenecks

Outreach

Relationship-building with partners; engage hard to reach populations; simple branding and messaging

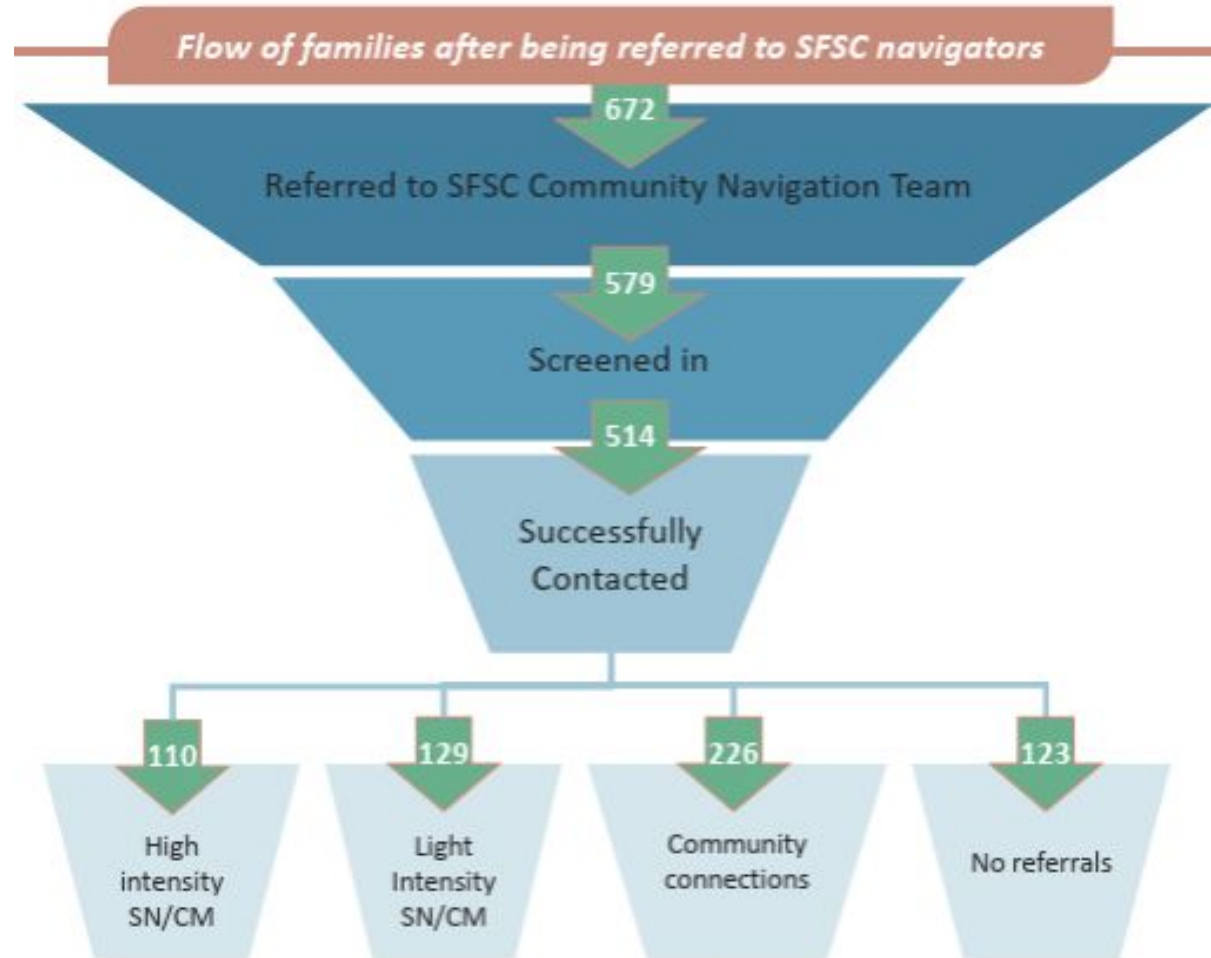
Larimer County: Supported Families Stronger Community

Four Community/Peer Navigators for the county. Range of backgrounds and experiences. Speak English, Spanish and Arabic.

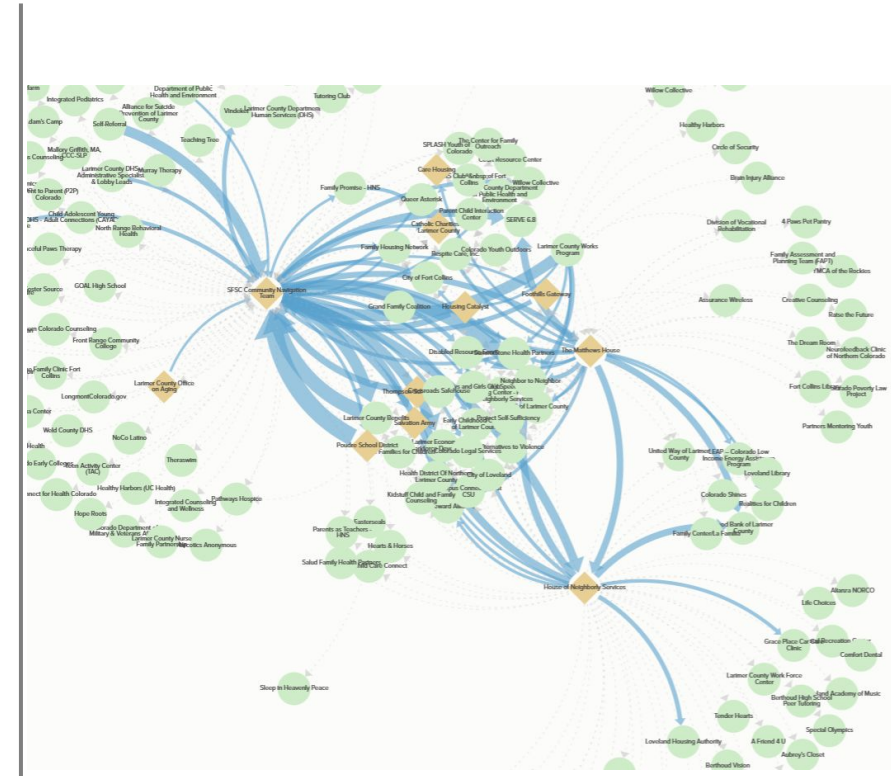
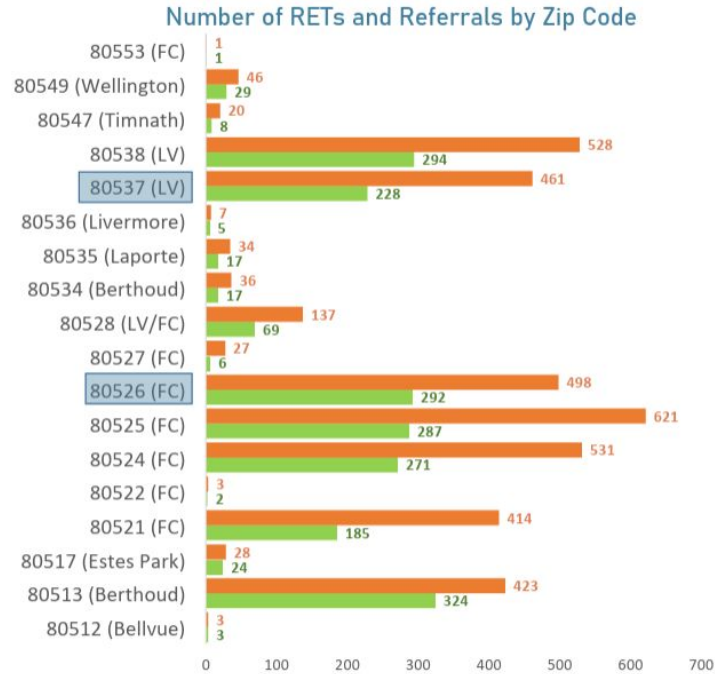
Since Launch



of Onboarded Agencies have submitted at least one Referral Episode Tracking (RET) Form since launch



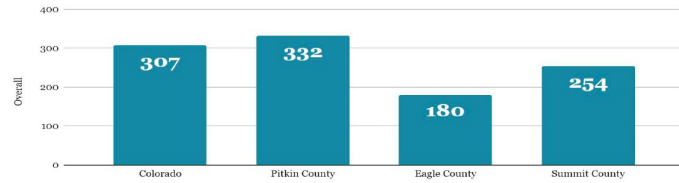
Larimer County: Supported Families Stronger Community



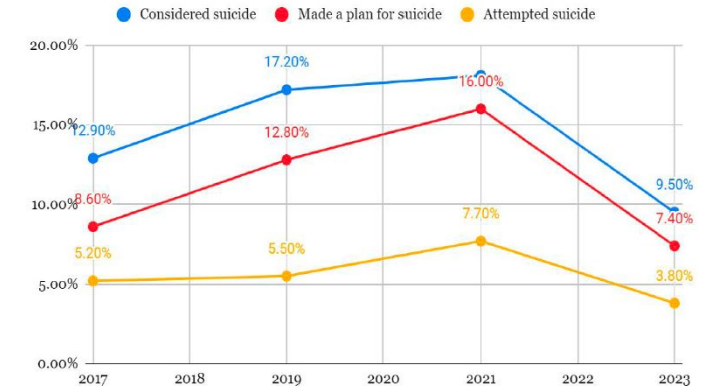
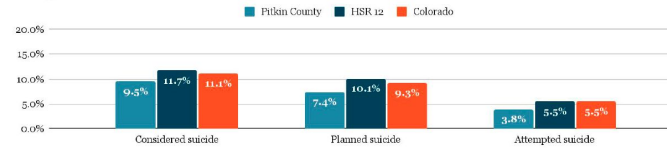
Data and Accountability

You have terrific data!

Behavioral Health Providers per 100,000 Residents

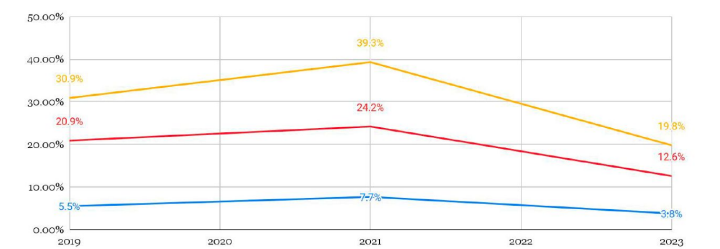
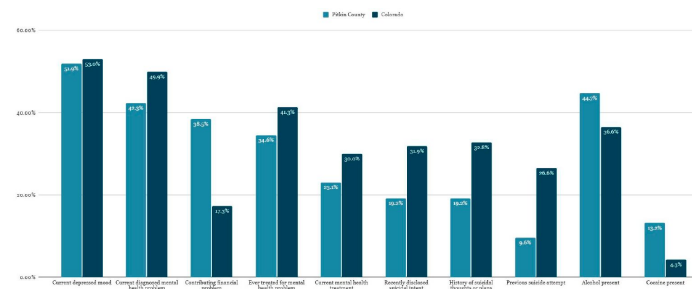


2023



| Percent of students who reported ever using the below substances in their lifetimes (2021) | | | | | | |
|--|------------------------------|---------|------------------|------------|---------|-----------|
| | Prescription pain medication | Cocaine | E-vapor products | Cigarettes | Alcohol | Marijuana |
| ASD | 14.6% | 6.4% | 43.7% | 38.7% | N/A | 45.4% |
| HSR 12 | 14.6% | 3.1% | 30.4% | 26.2% | N/A | 31.9% |
| Colorado | 14.5% | 2.1% | 31.6% | 20.8% | N/A | 26.9% |

| Percent of students who reported believing it would be easy or very easy to obtain the below substances (2021) | | | | | | |
|--|------------------------------|----------------------------|------------------|------------|---------|-----------|
| | Prescription pain medication | Cocaine, LSD, amphetamines | E-vapor products | Cigarettes | Alcohol | Marijuana |
| ASD | 16.8% | 18.8% | 70.2% | 60.0% | 66.7% | 53.5% |
| HSR 12 | 16.5% | 13.1% | 56.5% | 46.4% | 60.8% | 43.4% |
| Colorado | 19.0% | 14.4% | 51.4% | 41.7% | 53.1% | 40.3% |



Data Drives Accountability

- **Data will be used to inform the strategic plan.** The Governance Structure will use data to determine when there needs to be a course correction.
- **Data will reflect how well the behavioral health system is working.** We know a lot about what is working and not working right now. In the coming years, data will help to identify emerging needs as well as tell us what is working!
- **Data provides you with the opportunity to tell your story.** It's okay to toot your own horn!



BHASOs are coming!

- **July 1st is 48 days away** - Behavioral Health Administrative Service Organizations will oversee crisis, substance use, and mental health services for their region to strengthen the safety net. There will be a webinar in June with more details.
 - There will be a Regional Council to promote local community input on behavioral health needs, and how services can be improved. Applications will be available from June 1st - August 31st, 2025.

Potential federal funding cuts could impact Medicaid

- Health Care Policy & Financing has provided a information on how federal cuts could impact Medicaid and is continuously updating the page with information
----->>>>



Updates from
HCPF

Upcoming Meetings

- ✓ Our next monthly partner meeting is Wednesday, June 11th, 2025



**Registration Info
is on our landing
page!!**